



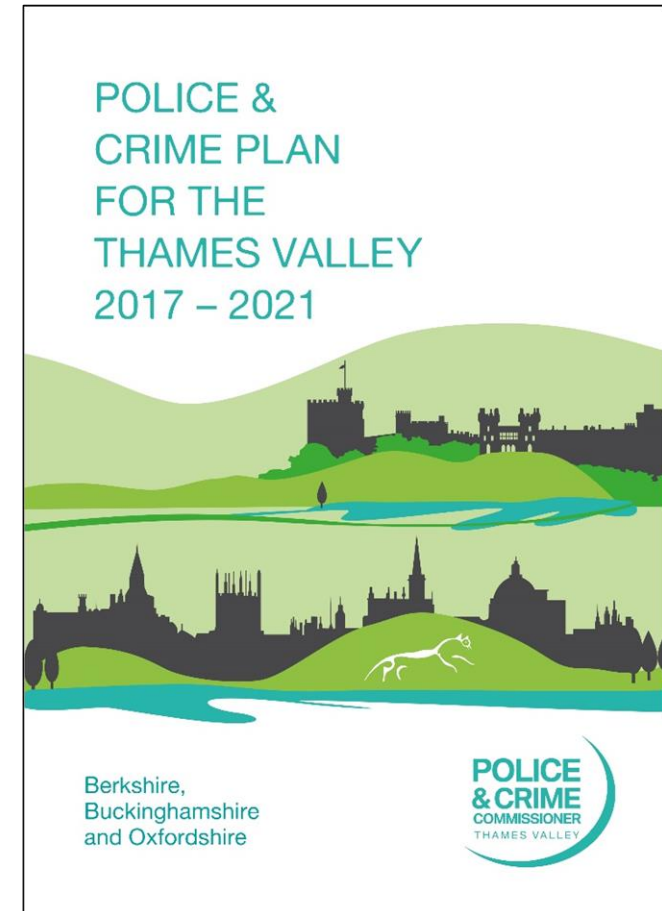
Police and Crime Commissioner Anthony Stansfeld



17th July 2018

PCC's Responsibilities


- Hold the Chief Constable to account for policing
- Develop and publish a Police and Crime Plan
- Scrutinise, support and challenge performance
- Engage with communities and seek their views on policing and crime
- Commission services and award grants including services to support victims of crime and Restorative Justice



Thames Valley area




My Police and Crime Plan provides the strategic priorities and objectives for crime and policing services across the Thames Valley, including the response to regional and national threats.



The Plan draws upon a wide range of information from the police, community safety and criminal justice partners, the public and victims of crime. From this Plan the Chief Constable and other partners will develop their own annual service delivery plans.

PCC's Strategic Priorities 2017 - 21

- 1 VULNERABILITY
- 2 PREVENTION AND EARLY INTERVENTION
- 3 REDUCING RE-OFFENDING
- 4 SERIOUS ORGANISED CRIME AND TERRORISM
- 5 POLICE ETHICS AND REFORM



Police and Crime Plan progress in 2017/18

1 VULNERABILITY

- My office created the Victims First Hub which provides a single point of contact for victims, witnesses and family members of victims to access emotional support.
- I have agreed to match a grant from the Home Office to conduct a strategic framework review of 'County Lines' drug dealing activities
- As the past Chairman of the Thames Valley Local Criminal Justice Board, I have engaged with key service delivery partners to encourage a more joined-up criminal justice system.

2 PREVENTION AND EARLY INTERVENTION

- Though grant funding from my Community Safety Fund, I awarded £120k to organisations to improve knowledge and awareness of Female Genital Mutilation (FGM)
- Grant funding of £94k was also awarded to eight organisations to deliver cyber-crime prevention activities, in particular to young people and the elderly
- My office took over operational management of a third- party reporting mechanism for hate crime which is run through Victims First

Police and Crime Plan progress in 2017/18

3 REDUCING RE-OFFENDING

- The “Positive Relationships Programme” was commissioned which works with perpetrators of domestic abuse, with a particular focus on reducing repeat victimisation and improving the lives of victims and their children.
- The Milton Keynes LPA problem solving team has significantly reduced the number of repeat domestic abuse offences through improved engagement with offenders.
- Over £900,000 of my Community Safety Fund which is allocated to Local Authorities was spent on youth offending including youth restorative justice, intervention work and participation in youth crime prevention projects.

4 SERIOUS ORGANISED CRIME AND TERRORISM

- The Force has undertaken a range of multi- agency problem solving initiatives to both disrupt and prevent organised crime across the Thames Valley, including exploitation and county lines.
- My office has undertaken a range of activities to enhance oversight of activities to prevent violent extremism and promote good practice, and includes: supporting WRAP (‘Working to Raise Awareness of PREVENT’) training

Police and Crime Plan progress in 2017/18

5 POLICE ETHICS AND REFORM

- HMICFRS PEEL (Policing Effectiveness, Efficiency and Legitimacy) 'Efficiency' inspection - TVP was awarded an "Outstanding" rating, with particular reference to the Force's "sophisticated understanding of demand" and "innovative approaches to uncovering hidden demand."
- HMICFRS PEEL 'Effectiveness' inspection - TVP was graded as "Good" for the way it deals with crime.
- The Force has undertaken a file quality improvement programme to ensure detectives are building compelling, strongly evidenced and fully complete crime prosecution case files at the point of first submission

Other work

- £2.7 million from my Community Safety Fund was provided to county and unitary councils to help deliver crime reduction, prevention and support services. This includes £261,694 to Milton Keynes.
- The Chief Constable and I awarded £92,950 from the Police Property Act Fund (PPAF) in 2017/18 to 28 charities and community groups who assist in reducing reoffending and/or preventing young people entering the criminal justice system.
- Over £2.7m was spent on supporting victims of crime across the Thames Valley, including victims of sexual violence and exploitation and young victims



Victims First was created by the Office of the Police & Crime Commissioner and is dedicated to making sure that all victims of crime receive the support they need to cope and recover from the impact of their crime. Victims First provides free emotional and practical support to all victims and witnesses of crime, as well as family members of victims. It is available across Berkshire, Buckinghamshire and Oxfordshire and can provide help regardless of whether or not the crime has been reported to the police.

Our Services

We have a number of specialist services which include help for victims of sexual violence and domestic abuse. We may refer you to one of our specialist services depending on your needs. The type of assistance available includes:

- Telephone support
- Face to face support
- Advocacy, including, help to access other services such as sexual health clinics, drug and alcohol services and legal services
- Support through the criminal justice system (if you have reported the crime to the police)
- Therapeutic Counselling

Contacting Victims First

To speak to a Victims First Officer about any of our services and to receive support please call: **0300 1234 148**

You can also make a referral for support online through our website: **www.victims-first.org.uk**

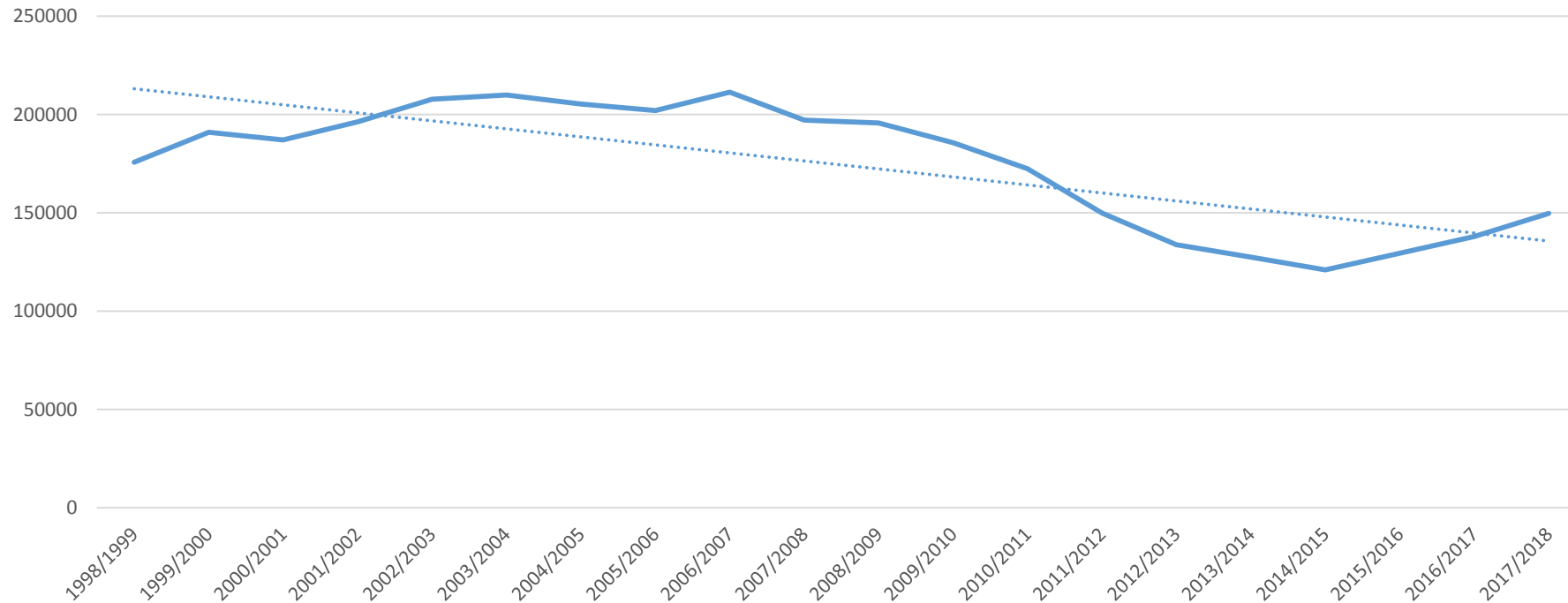
You can follow us at: **www.facebook.com/victimsfirstTV**



2017-18 Crime Performance Headlines (1/3)

- **Thames Valley saw recorded crime increase by 8.7% (137,914 → 149,875) compared to the national increase of 15%**
- **The overall increase in crime remains low in Thames Valley: 47,448 fewer crimes compared to 10 years ago (197,132) and 57,949 fewer offences compared to 15 years ago (207,633)**
- **The latest published figures from the Office for National Statistics (ONS) show a wider increase to the relatively rare, but "high-harm" violent offences such as homicide, knife crime and gun crime, a trend that has been emerging over the previous two years. The ONS has also seen evidence that increases in some types of theft have continued, in particular vehicle-related theft and burglary.**
- **In 2017/18 Her Majesty's Inspectorate of Constabulary and Fire & Rescue Services (HMICFRS) conducted their 'police efficiency, effectiveness and legitimacy' (PEEL) inspections for all police forces. HMICFRS graded TVP as 'Outstanding' in terms of efficiency, 'Good' for effectiveness and 'Good' for legitimacy.**

All Crime in Thames Valley: 1998 - 2018



All Crime: TVP 20 Year Trend		
20 years ago	↓	-15%
15 years ago	↓	-28%
10 years ago	↓	-24%
5 years ago	↑	+12%

2017-18 Crime Performance Headlines (2/3)

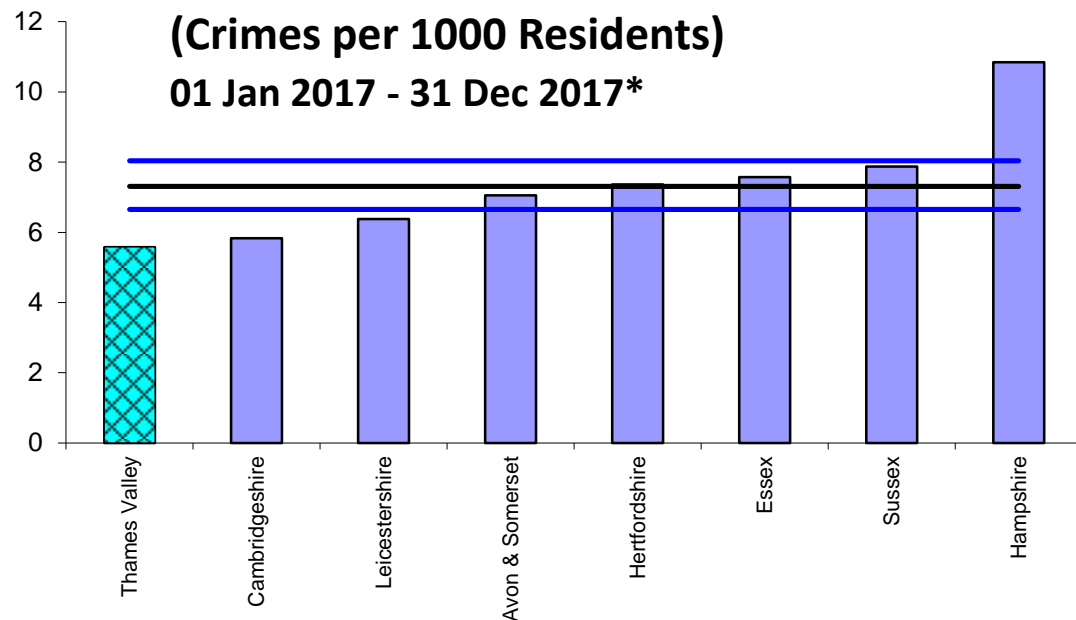
(*comparison against latest published figures)

- **Recorded offences of violence against the person have risen by 12.5 %** (compared to a 21% increase nationally*).
- **Sexual offences have increased by 9.7%** over the past year (4,824 crimes in total) (compared to a 25 % increase nationally*).
- **Burglary has increased by 8.8%** (9% increase nationally*) and vehicle crime has increased by 15.4%, (16% increase nationally*). (Note that from April 2017, the Home Office changed the definition of residential burglary categories).
- **Criminal Damage and Arson increased by 4.4%** (compared to a 7% increase nationally*).
- **Drug offences have increased by 2.7%** (compared to a 4% reduction nationally*).
- **Possession of weapons offences have increased by 12.8%** (compared to a 25% increase nationally*).
- **Hate crime has increased across all strands** (e.g. recorded racist incidents increased by 25%; religious incidents by 116%). Non-Crime hate incidents have increased across all strands with the exceptions of transphobic incidents where numbers are relatively low.

2017-18 Crime Performance Headlines (3/3)

Priority Measure: A reduction in violence

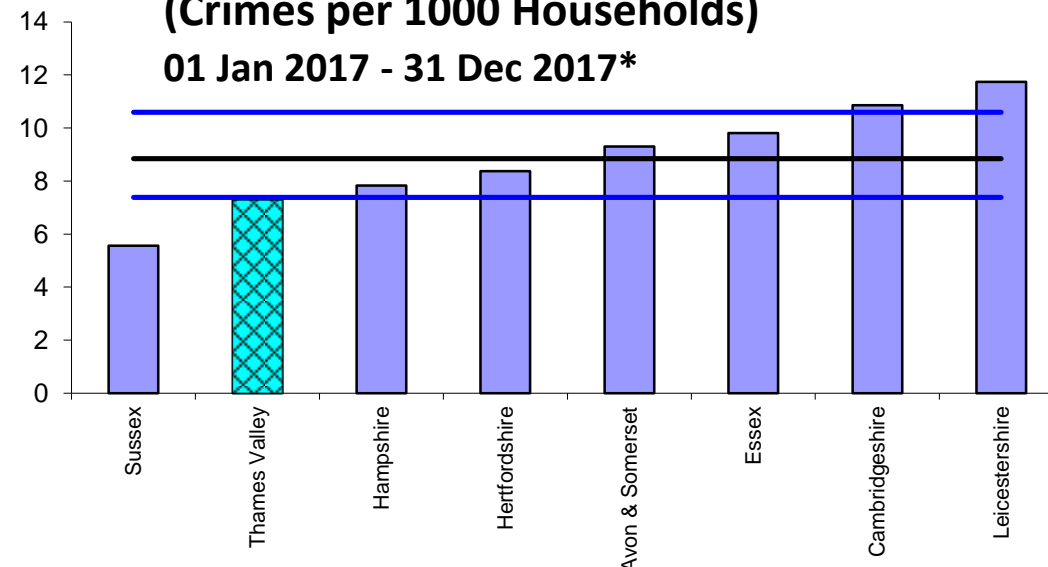
**Violence Against the Person in TV
(Crimes per 1000 Residents)
01 Jan 2017 - 31 Dec 2017***



Violence Against the Person in TV 2017/18	Crimes per 1,000 in TV 2017/18	Crimes per 1,000: Most Similar Group (comparison based on latest available national figures*)
Recorded: +12.5%	14.40	MSG Average 25.92

Priority Measure: A reduction in domestic burglaries

**Residential Burglary in TV
(Crimes per 1000 Households)
01 Jan 2017 - 31 Dec 2017***



All Burglary in TV 2017/18	Crimes per 1,000 in TV 2017/18 (Residential Burglary)	Crimes per 1,000 Household: Most Similar Group (comparison based on latest available national figures*)
Recorded: +8.8%	9.81	MSG average: 8.84



Thank you

Tel: 01865 541957

Email: pcc@thamesvalley.pnn.police.uk

Twitter: @TV_PCC